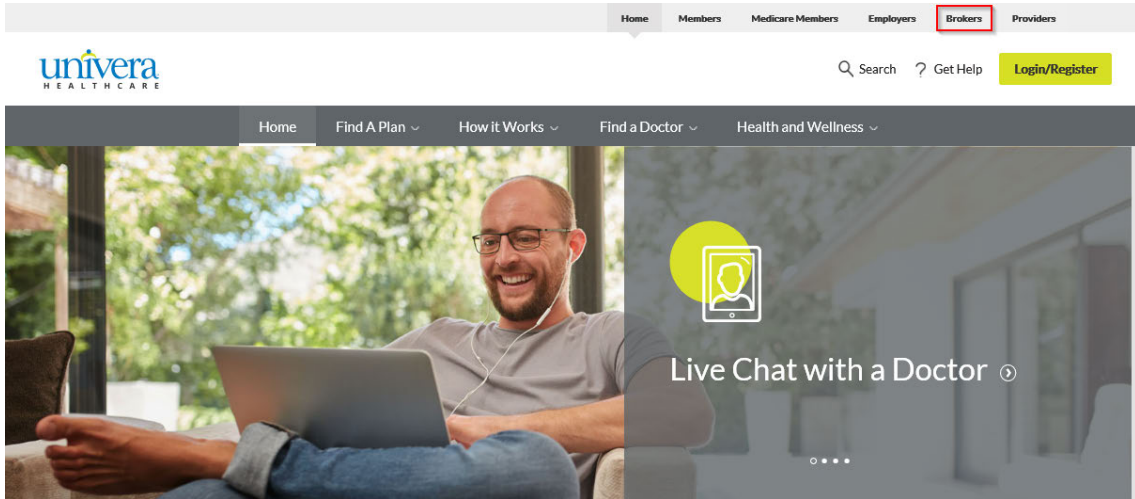
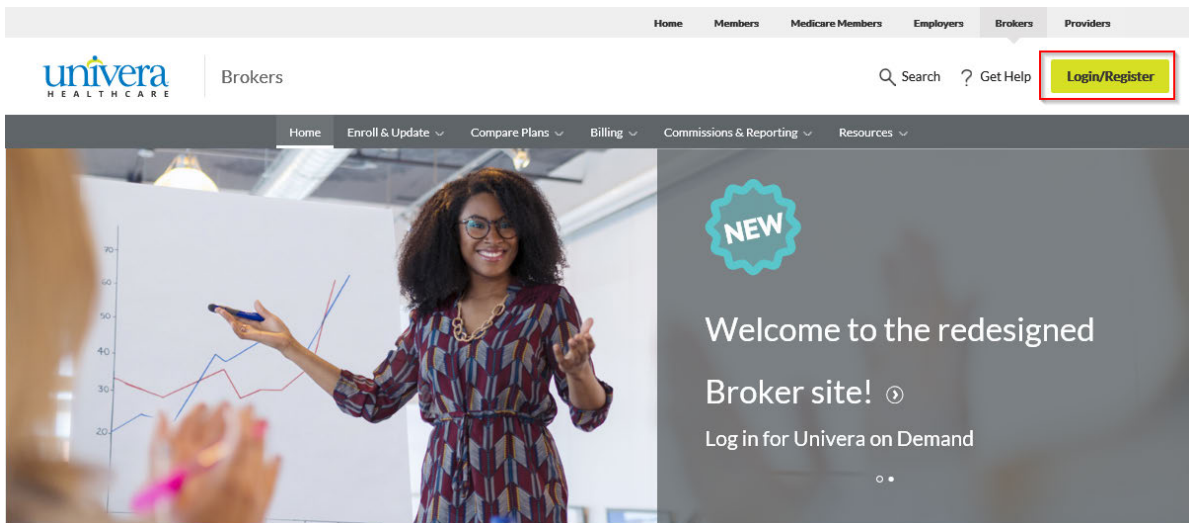


## BROKERS ONLY


*In addition to resetting your password, how you login also looks a bit different. Begin on the home page and select the “Brokers” link in the top right corner.*



*Once you identify yourself as a Broker, you will be directed to the Broker page, where you will select Login/Register.*



Enter your Username and Password as you normally would, then click on "Log In."

 Brokers

---

## Broker Login

Username

Password

**Log In**

[Forgot Your Username?](#)  
[Forgot Your Password?](#)

## Create an Account


Univera Healthcare participating brokers may register for an online account. If you're not a participating broker, please [learn more about becoming a broker.](#)

- Group and Members Administration
- Access to Univera On Demand Quoting Tool
- Book of Business Reports
- Commission Statements


Access is dependent upon registration selection

**Register & Create an Account**

You will be redirected to the password reset page. Enter your new password, retype to confirm it, and enter a new password hint.

 Brokers Search ? Get Help **Login/Register**

---



## Update Your Password

Your account has been updated with additional security enhancements. We require that you please update your password.

**New Password \***

**Confirm Password \***

**New Password Hint \***

**Update Password**

*Once all information has been entered correctly, your new password will be approved and ready for use for future logins.*

